

# TRANSPORT, POSTAL AND WAREHOUSING

## INDUSTRY SNAPSHOT 2020

### ▶ THE WORKFORCE

This industry covers a wide range of activities, separated into fourteen groups:

-  Road Freight Transport
-  Road Passenger Transport
-  Rail Freight Transport
-  Rail Passenger Transport
-  Other Transport Support Services
-  Air and Space Transport
-  Water Freight Transport
-  Water Passenger Transport
-  Scenic and Sightseeing Transport
-  Pipeline and Other Transport
-  Postal and Courier Pick-up and Delivery Services
-  Water Transport Support Services
-  Airport Operations and Other Air Transport Support Services
-  Warehousing and Storage Services

4%

of the total  
Tasmanian  
workforce



### ▶ THE INJURIES

**328** injuries across the industry in 2020

**10.2** serious injuries per million hours worked  
12% higher than the state average of 9.1

**13% lower** serious injury frequency rate in 2020 than ten years ago

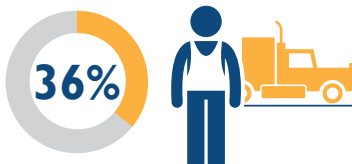
### ▶ THE PEOPLE



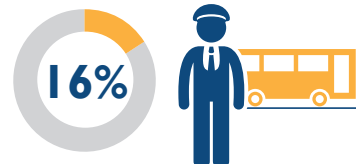
#### Water Transport Support Services

reported the highest serious injury frequency rate, despite a low number of claims

Occupations with the highest percentage of serious injuries



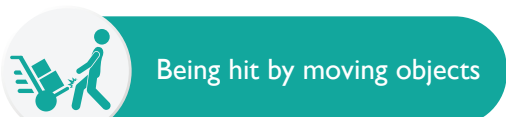
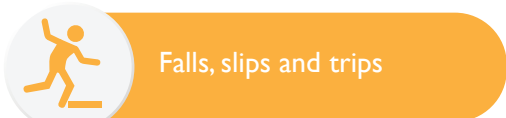
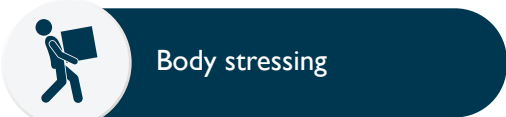
Truck Drivers



Automobile, Bus and Rail Drivers

### ▶ THE CAUSES

The most common causes of injury across the industry



### ▶ ACTION AREAS

Priority conditions and causes identified in the WorkSafe Strategic Plan 2018-2023 relevant to the industry



Musculoskeletal disorders



Hazardous manual tasks



Slips, trips and falls



Safe movement of vehicles and plant

An initiative of the WorkCover Tasmania Board delivered by WorkSafe Tasmania

