

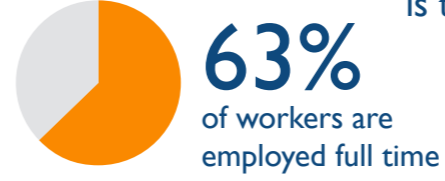
# INFORMATION MEDIA AND TELECOMMUNICATIONS

## INDUSTRY SNAPSHOT 2018

### THE WORKFORCE

This industry covers a wide range of activities, separated into 12 groups

- Internet Service Providers and Web Search Portals
- Data Processing, Web Hosting and Electronic Information Storage Services
- Radio Broadcasting
- Television Broadcasting
- Internet Publishing and Broadcasting
- Telecommunications Services
- Newspaper, Periodical, Book and Directory Publishing
- Software Publishing
- Motion Picture and Video Activities
- Sound Recording and Music Publishing
- Libraries and Archives
- Other Information Services



Telecommunications Services is the largest employing group

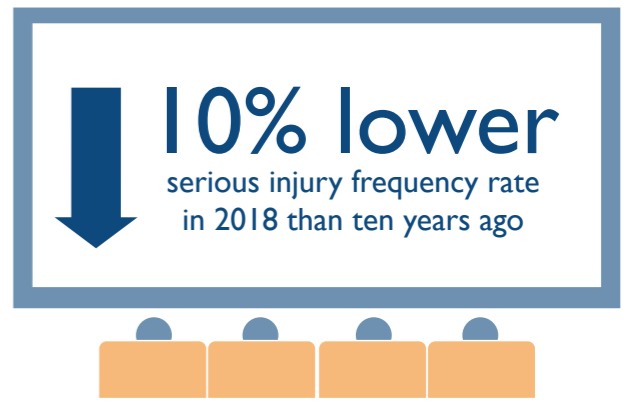
1 in 2 workers are aged between 25 and 44

### THE INJURIES

32 injuries across the industry in 2018



4.4 serious injuries per million hours worked  
49% lower than the state average of 8.7



### THE PEOPLE

Occupations with the Highest Percentage of Serious Injuries



15-24 year olds had the highest serious injury frequency rate

Sound Recording and Music Publishing and Software Publishing had the highest serious injury frequency rates

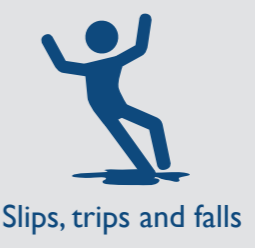
### THE CAUSES

The most common causes of injury across the industry



### ACTION AREAS

Priority conditions and causes identified in the WorkSafe Strategic Plan 2018-2023 relevant to the industry



For more information contact  
Phone: 1300 366 322 (within Tasmania)  
(03) 6166 4600 (outside Tasmania)  
Fax: (03) 6173 0206  
Email: wstinfo@justice.tas.gov.au  
Web: www.worksafe.tas.gov.au

Published August 2019  
DISCLAIMER: The information provided herein was believed correct at the time of publication. The information is made available for general information only and should not be taken as a substitute for professional advice.