


MANUFACTURING

INDUSTRY SNAPSHOT 2021

► The workforce

This industry covers a wide range of activities, separated into 60 groups. The three largest employing groups are:


1. Bakery Product Manufacturing
2. Basic Non-ferrous Metal Manufacturing
3. Beverage Manufacturing



► The injuries

878 injuries across the industry in 2021

12.5 serious injuries per million hours worked  19% higher than the state average

10% lower serious injury frequency rate in 2021 than ten years ago 

► The people

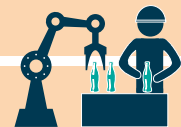
Other Transport Equipment Manufacturing reported the highest number of serious injuries



Occupations with the highest percentage of serious injuries

17% Labourers

14% Food Process Workers



► The causes

1 Body stressing

2 Being hit by moving objects


3 Falls, slips and trips

► Action areas

Priority conditions and causes identified in the WorkSafe Strategic Plan 2018–2023 relevant to the industry:



MUSCULO-SKELETAL DISORDERS



HAZARDOUS MANUAL TASKS



SLIPS, TRIPS AND FALLS



SAFE MOVEMENT OF VEHICLES AND PLANT