

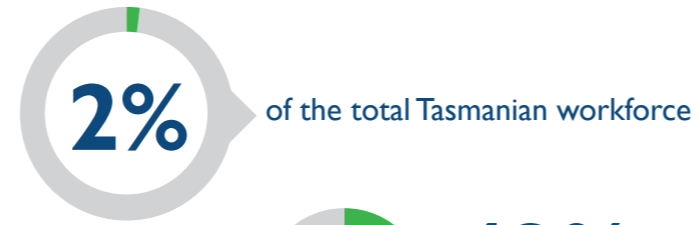
ADMINISTRATIVE AND SUPPORT SERVICES

INDUSTRY SNAPSHOT 2019

THE WORKFORCE

This industry covers a wide range of activities, separated into five groups

- Building Cleaning, Pest Control and Gardening Services
- Employment Services
- Travel Agency and Tour Arrangement Services
- Other Administrative Services
- Packaging Services



Over half of workers are employed in Building Cleaning, Pest Control and Gardening Services



27% of workers are aged between 25 and 34 years old



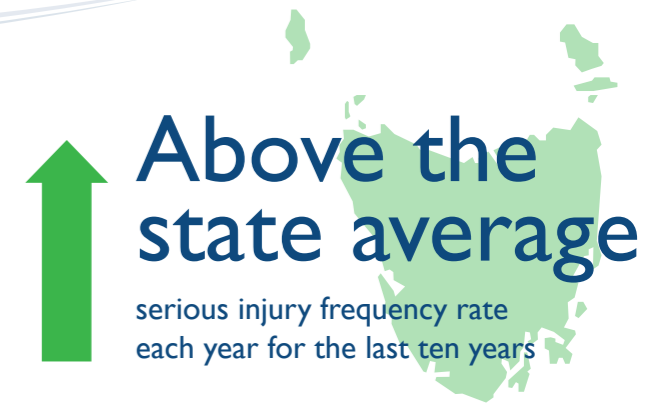
THE INJURIES

202 injuries across the industry in 2019



44% of injuries over the last ten years resulted in at least one week off work


10.2 serious injuries per million hours worked
12% higher than the state average of **9.1**



THE PEOPLE

Workers aged under 25 reported the highest serious injury frequency rate

Occupations with the highest percentage of serious injuries



66% of serious injuries were reported by Employment Services

Building Cleaning, Pest Control and Gardening Services reported the highest serious injury frequency rate

THE CAUSES

The most common causes of injury across the industry

- Body stressing
- Falls, slips and trips
- Being hit by moving objects
- Hitting objects with a part of the body

ACTION AREAS

Priority conditions and causes identified in the WorkSafe Strategic Plan 2018-2023 relevant to the industry

- Musculoskeletal disorders
- Hazardous manual tasks
- Slips, trips and falls
- Safe movement of vehicles and plant



For more information contact
 Phone: 1300 366 322 (within Tasmania)
 (03) 6166 4600 (outside Tasmania)
 Fax: (03) 6173 0206
 Email: wstinfo@justice.tas.gov.au
 Web: www.worksafe.tas.gov.au

Published June 2020
 DISCLAIMER: The information provided herein was believed correct at the time of publication. The information is made available for general information only and should not be taken as a substitute for professional advice.